
















Code	Type	Use	Surface mq	Production Lt./h	Power	Pump	Plates	BAR	Overall dims. mm	Weight kg
 00019410	SUPER 10	Wine / Oil	1,44	–	–	–	10	–	1000 x 600 x 900	240
 00019420	SUPER 20	Wine / Oil	3,04	–	–	–	20	–	1000 x 600 x 900	249
 00019430	SUPER 30	Wine / Oil	4,64	–	–	–	30	–	1500 x 600 x 900	280
 00019440	SUPER 40	Wine / Oil	6,24	–	–	–	40	–	1500 x 600 x 900	375
 00019450	SUPER 50	Wine / Oil	7,84	–	–	–	50	–	1750 x 600 x 900	395
 00019510	SUPER 10P	Wine	1,44	1200	HP 0,8	JES8	10	3	1000 x 600 x 900	244
 00019520	SUPER 20P	Wine	3,04	2000	HP 0,8	JES8	20	3	1000 x 600 x 900	255
 00019530	SUPER 30P	Wine	4,64	3000	HP 0,8	JES8	30	3	1500 x 600 x 900	285
 00019540	SUPER 40P	Wine	6,24	4000	HP 0,8	JES8	40	3	1500 x 600 x 900	380
 00019550	SUPER 50P	Wine	7,84	5000	HP 0,8	JES8	50	3	1750 x 600 x 900	402
 00019610	SUPER 10P oil	Oil	1,44	200	HP 0,75	EP-MINI	10	2	1000 x 600 x 900	244
 00019620	SUPER 20P oil	Oil	3,04	350	HP 0,75	EP-MINI	20	2	1000 x 600 x 900	255
 00019630	SUPER 30P oil	Oil	4,64	500	HP 0,75	EP-MINI	30	2	1500 x 600 x 900	285
 00019640	SUPER 40P oil	Oil	6,24	650	HP 1	EP-MIDEX	40	2	1500 x 600 x 900	380
 00019650	SUPER 50P oil	Oil	7,84	800	HP 1	EP-MIDEX	50	2	1750 x 600 x 900	402

Flow rates are approximate only and vary from product to product – use as a guide only